

Self-Contained Ice Machine Hollow Cube - 24kg/24h - 6kg Capacity

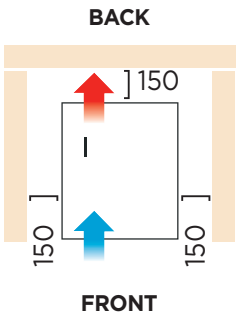
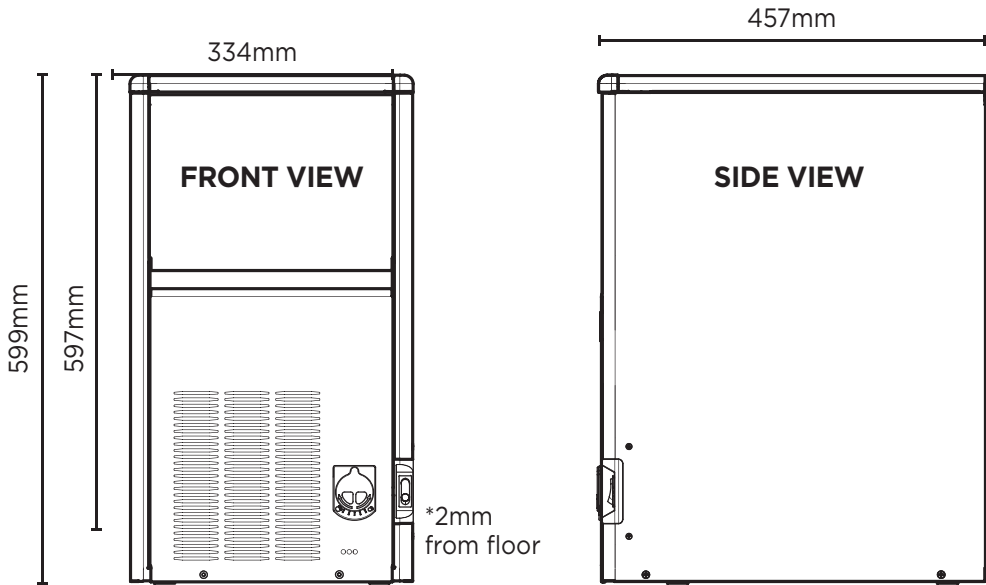
| Ice Machines



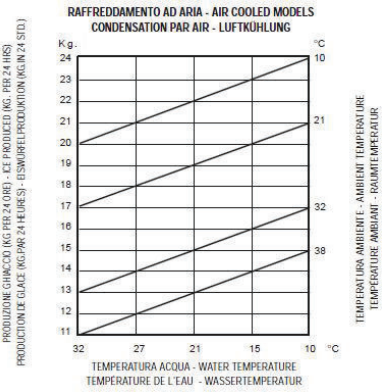
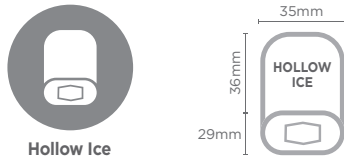
Self-Contained Ice Machine

Hollow Cube - 24kg/24h - 6kg Capacity

| Ice Machines



Ice Dimensions



SPECIFICATIONS

Model	IM0024HC-NR
Part Number	3935191
Unit Weight	28kg
Packaged Weight	33kg
Ambient Temperature	43°C
Energy Consumption	5kWh/24h
Refrigeration Capacity	250W
Refrigerant	R290
Current	1.1A
Electrical Voltage	230V
External height excludes legs Production is based on kg/24hr at 10°C air & 10°C water	

Frequency	50Hz
Power Supply	Single Phase
Plug Supplied	1 x 10A
Plug Location	Rear, bottom left
Water Consumption	3L/h
Maximum Daily Production	25kg/24h
Ice Type	Hollow Cube
Storage Bin Capacity	6kg
Warranty	5 Years Bronic Extra Care Warranty - Parts and Labour

DIMENSIONS

External (mm)	
Width	334
Depth	457
Height	599
Packaged (mm)	
Width	400
Depth	530
Height	690