

## Self-Contained Ice Machine Hollow Cube - 18kg/24h - 4kg Capacity

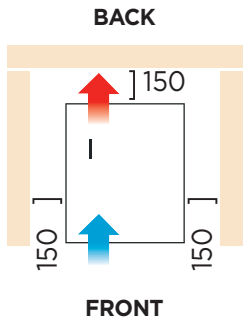

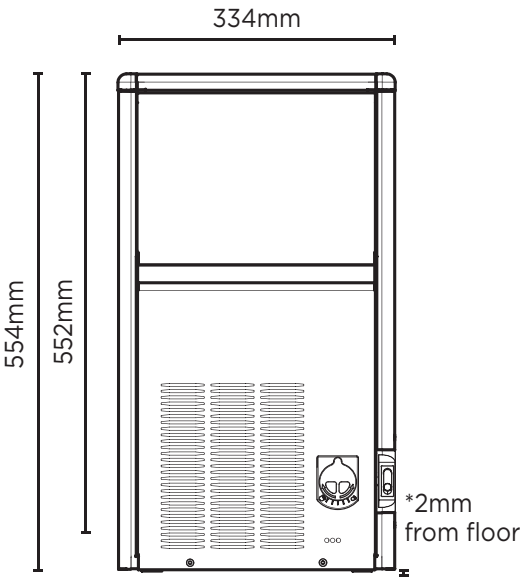
| Ice Machines



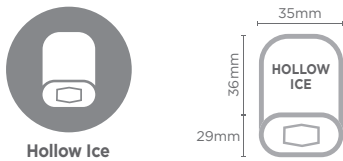
# Self-Contained Ice Machine

## Hollow Cube - 18kg/24h - 4kg Capacity

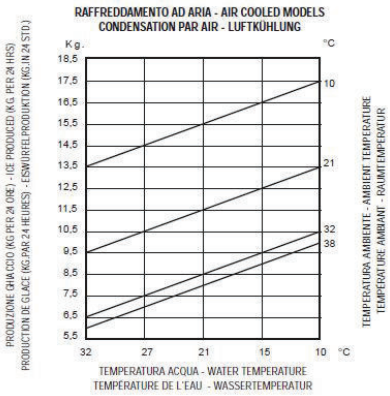
| Ice Machines



### Ice Dimensions



Hollow Ice



## SPECIFICATIONS

Model	IM0018HC-NR	Frequency	50Hz
Part Number	3935190	Power Supply	Single Phase
Unit Weight	28kg	Plug Supplied	1 x 10A
Packaged Weight	33kg	Plug Location	Rear, bottom left
Ambient Temperature	43°C	Water Consumption	1.9L/h
Energy Consumption	4.9kWh/24h	Maximum Daily Production	19kg/24h
Refrigeration Capacity	250W	Ice Type	Hollow Cube
Refrigerant	R290	Storage Bin Capacity	4kg
Current	1.1A	Warranty	5 Years Bromic Extra Care Warranty - Parts and Labour
Electrical Voltage	230V		

External height excludes legs  
Production is based on kg/24hr at 10°C air & 10°C water

## DIMENSIONS

	External (mm)
Width	334
Depth	457
Height	554
	Packaged (mm)
Width	400
Depth	530
Height	660