

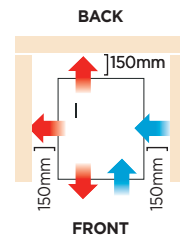
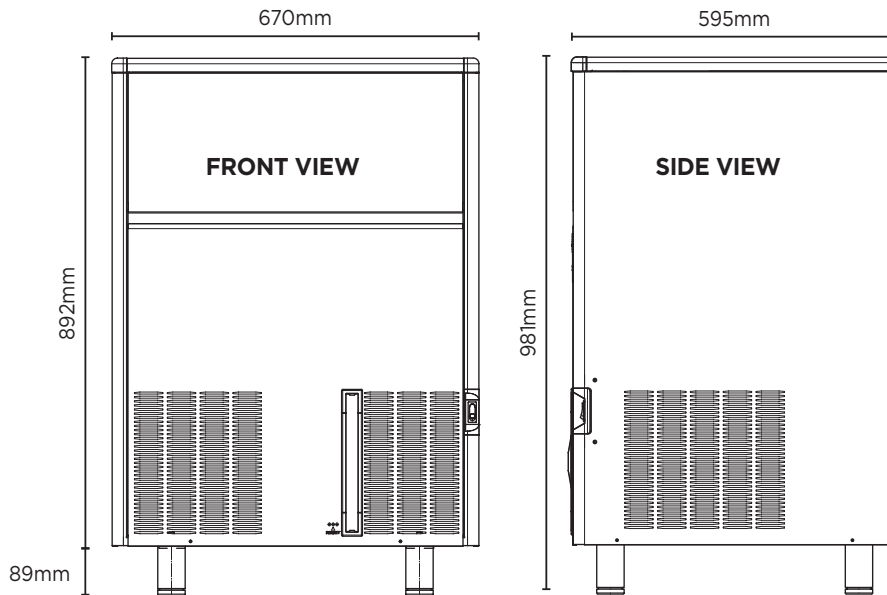
Self-Contained Ice Machine Hollow Cube - 63kg/24h - 20kg Capacity

| Ice Machines



Self-Contained Ice Machine Hollow Cube - 63kg/24h - 20kg Capacity

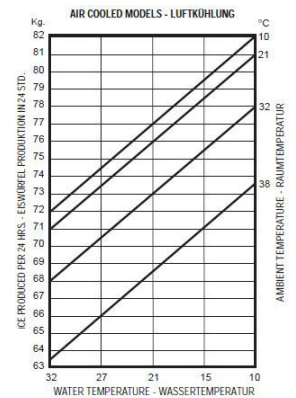
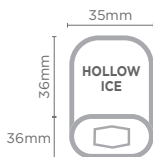
| Ice Machines



Ice Dimensions



Hollow Ice



SPECIFICATIONS

Model	IM0084HSC-HE	Frequency	50Hz
Part Number	3935371	Power Supply	Single Phase
Unit Weight	63kg	Plug Supplied	1 x 10A
Packaged Weight	68kg	Plug Location	Rear, bottom right
Ambient Temperature	40°C	Water Consumption	6.9L/h
Energy Consumption	13kWh/24h	Maximum Daily Production	82kg/24h
Refrigeration Capacity	620W	Ice Type	Hollow Cube
Refrigerant	R134a	Storage Bin Compatibility	30kg
Current	3.8A	Warranty	3 Years Parts & 1 Year Labour
Electrical Voltage	220-240V		Bromic Extra Care

External height excludes legs
Production is based on kg/24hr at 10°C air & 10°C water

DIMENSIONS

External (mm)	
Width	670
Depth	595
Height	892
Packaged (mm)	
Width	740
Depth	670
Height	1080