

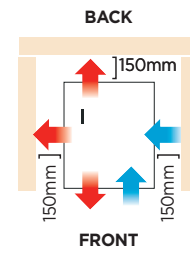
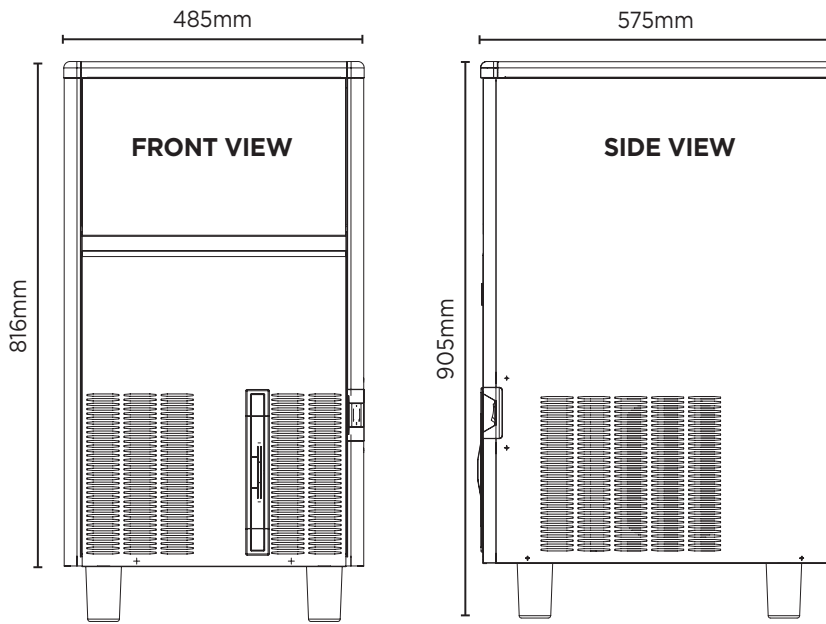
# Self-Contained Ice Machine Hollow Cube - 63kg/24h - 20kg Cap

| Ice Machines

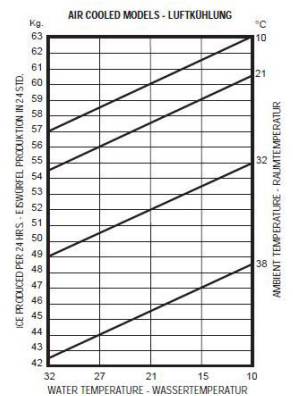
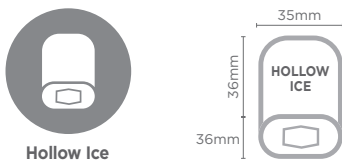


## Self-Contained Ice Machine Hollow Cube - 63kg/24h - 20kg Cap

| Ice Machines



### Ice Dimensions



## SPECIFICATIONS

Model	IM0064HSC-HE	Frequency	50Hz
Part Number	3935366	Power Supply	Single Phase
Unit Weight	48kg	Plug Supplied	1 x 10A
Packaged Weight	53kg	Plug Location	Rear, bottom right
Ambient Temperature	40°C	Water Consumption	5.4L/h
Energy Consumption	10.5kWh/24h	Maximum Daily Production	63kg/24h
Refrigeration Capacity	580W	Ice Type	Hollow Cube
Refrigerant	R134a	Storage Bin Compatibility	20kg
Current	3.1A	Warranty	3 Years Parts & 1 Year Labour
Electrical Voltage	220-240V		Bromic Extra Care

External height excludes legs  
Production is based on kg/24hr at 10°C air & 10°C water

## DIMENSIONS

	External (mm)
Width	485
Depth	575
Height	816
	Packaged (mm)
Width	550
Depth	640
Height	940