


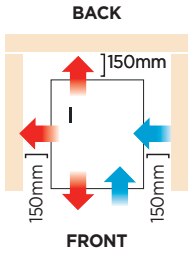
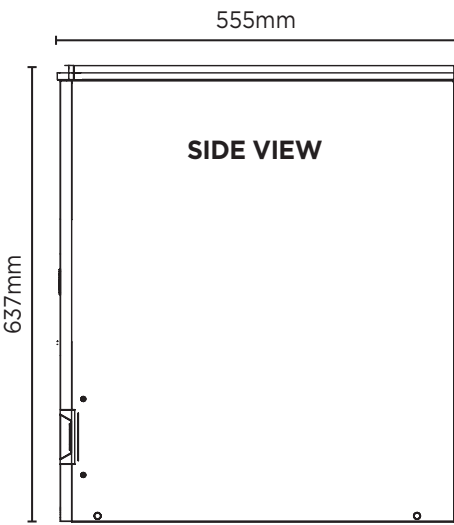
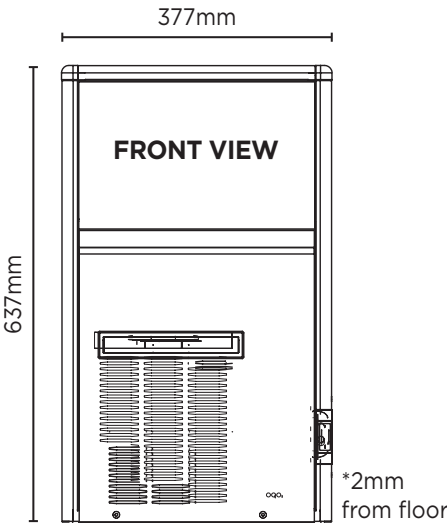
## Self-Contained Ice Machine Hollow Cube - 32kg/24h - 10kg Capacity

| Ice Machines



**Self-Contained Ice Machine**  
**Hollow Cube - 32kg/24h - 10kg Capacity**

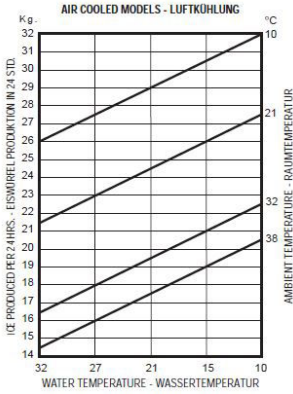
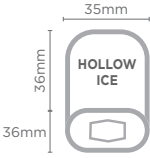
| Ice Machines



Ice Dimensions



Hollow Ice



**SPECIFICATIONS**

Model	IM0034HSC-HE
Part Number	3935356
Unit Weight	40kg
Packaged Weight	45kg
Ambient Temperature	40°C
Energy Consumption	7.5kWh/24h
Refrigeration Capacity	360W
Refrigerant	R134a
Current	2.2A
Electrical Voltage	220-240V
External height excludes legs Production is based on kg/24hr at 10°C air & 10°C water	

Frequency	50Hz
Power Supply	Single Phase
Plug Supplied	1 x 10A
Plug Location	Rear, bottom right
Water Consumption	4.6L/h
Maximum Daily Production	32kg/24h
Ice Type	Hollow Cube
Storage Bin Compatibility	10kg
Warranty	3 Years Parts & 1 Year Labour Bromic Extra Care

**DIMENSIONS**

<b>External (mm)</b>	
Width	377
Depth	555
Height	637
<b>Packaged (mm)</b>	
Width	450
Depth	620
Height	740