

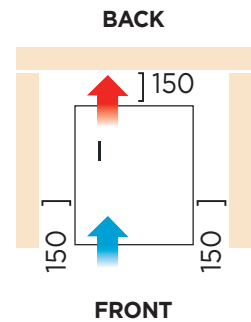
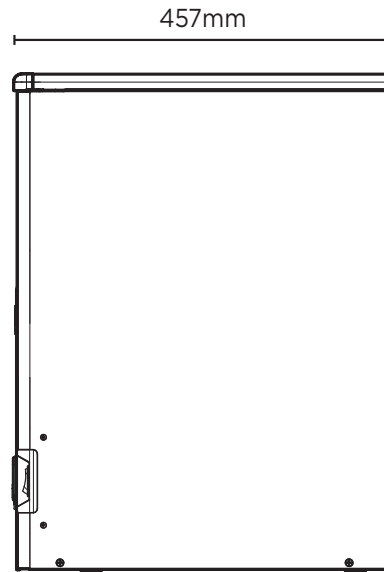
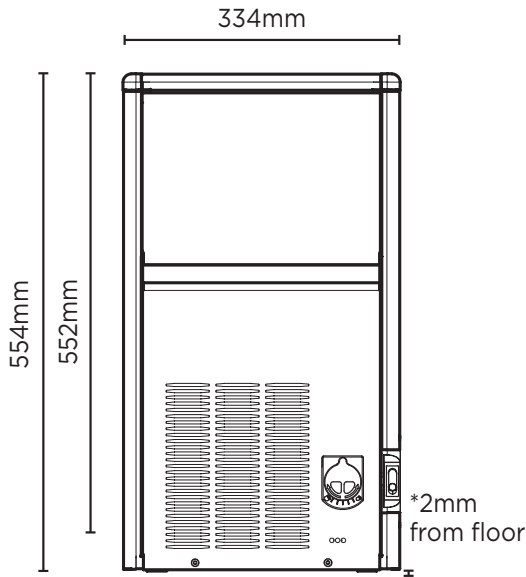
Self-Contained Ice Machine Hollow Cube - 18kg/24h - 4kg Capacity

| Ice Machines



Self-Contained Ice Machine Hollow Cube - 18kg/24h - 4kg Capacity

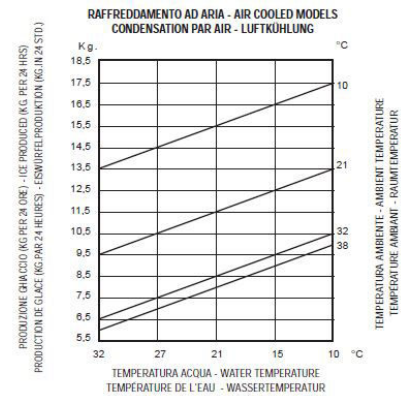
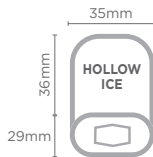
Ice Machines



Ice Dimensions



Hollow Ice



SPECIFICATIONS

Model	IM0018HC-NR
Part Number	3935190
Unit Weight	28kg
Packaged Weight	33kg
Ambient Temperature	43°C
Energy Consumption	4.9kWh/24h
Refrigeration Capacity	250W
Refrigerant	R290
Current	1.1A
Electrical Voltage	230V

External height excludes legs
Production is based on kg/24hr at 10°C air & 10°C water

Frequency	50Hz
Power Supply	Single Phase
Plug Supplied	1 x 10A
Plug Location	Rear, bottom left
Water Consumption	1.9L/h
Maximum Daily Production	19kg/24h
Ice Type	Hollow Cube
Storage Bin Capacity	4kg
Warranty	3 Years, Parts & 1 Year Labour Bromic Extra Care

DIMENSIONS

External (mm)	
Width	334
Depth	457
Height	554
Packaged (mm)	
Width	400
Depth	530
Height	660